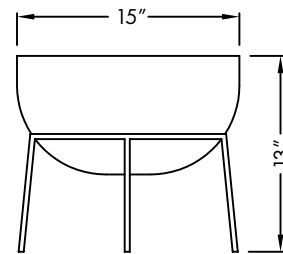
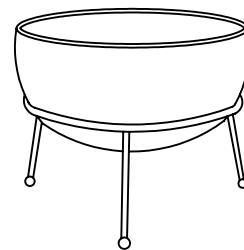


SELECT DESIRED FINISH

POWDER COATED SATIN BLACK

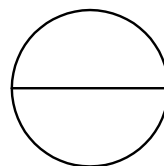


SIDE VIEW



ISOMETRIC VIEW

* ILLUSTRATED DIMENSIONS ARE APPROXIMATE INCHES. FOR OUTDOOR USE, A DRAIN HOLE MAY BE DRILLED TO MAINTAIN PROPER DRAINAGE (\$5 OPTION BY REQUEST). CERAMIC CONTAINERS SHOULD NEVER BE SUBJECT TO FREEZING WATER TEMPERATURES AS WATER WILL EXPAND WHEN FROZEN.



MS-FX ACCESSORY STAND

DESIGNED BY JOHN FOLLIS

NOTES

1. INSTALLATION TO BE COMPLETED IN ACCORDANCE WITH MANUFACTURER'S SPECIFICATIONS.
2. ALL DIMENSIONS ARE CONSIDERED TRUE AND REFLECT MANUFACTURER'S SPECIFICATIONS.
3. DO NOT SCALE DRAWING.
4. CONTRACTOR'S NOTE • FOR PRODUCT AND COMPANY INFORMATION VISIT WWW.VESSELUSA.COM